


AIRBRUSH


PS274 Mr.PROCON BOY WA DOUBLE ACTION TYPE



DOUBLE ACTION TYPE
0.3mm nozzle
10cc cup

PAINTS BOTTLE


PS266 Mr.PROCON BOY LWA DOUBLE ACTION TYPE



DOUBLE ACTION TYPE
0.5mm nozzle
15cc cup

The perfect airbrush for spraying a metal color or surface layer over a large area. This airbrush provides stable spraying even under low pressure. The 15-cc large cut of the direct-mount type makes it easy to wash. This airbrush has a 1/8 (S) mouth with joint for PS (fine).


PS268 Mr.PROCON BOY SQ SINGLE ACTION TYPE



SINGLE ACTION TYPE
0.4mm nozzle
7cc cup

This airbrush has all the standard requirements for an airbrush for beginners at an amazingly low price. Paint spray thickness is easily adjusted with the dial on the back of the unit. This airbrush has a 1/8(S) mouth with joint for PS(fine).

PS275 Mr.PROCON BOY WA TRIGGER DOUBLE ACTION TYPE



DOUBLE ACTION TYPE
0.3mm nozzle
7cc cup

The hand operated trigger operation keeps fingers from getting fatigued, greatly improving the results of painting done on broad surfaces and for long periods of time.

PS290 Mr.PROCON BOY LWA TRIGGER TYPE DOUBLE ACTION TYPE




DOUBLE ACTION TYPE
0.5mm nozzle
15cc cup

A trigger type airbrush great for use on big surfaces. The hand operated trigger operation keeps fingers from getting fatigued, greatly improving the results of painting done on broad surfaces and for long periods of time. For even more flexible airbrushing, you can switch between two types of nozzle caps with different tip size depending on whether you want a normal or wide spray pattern.

The spraying pattern can be changed with two kinds of air caps.



PS233
Mr.AIR REGULATOR
STAND FOR L5 & L7



PS234
Mr.AIR REGULATOR
WISH STAND FOR
L5 & L7



PS253
Mr.AIR REGULATOR
I / STAND


An essential item for airbrush painting equipped with decompression, draining, and branching functions.



PS259
Mr.AIR REGULATOR III

An installation-type regulator mounted on Mr. STAND. This regulator can be used not only for L5 and L10 but also for other low-pressure compressors.

PS265 Mr.PROCON BOY SAe SINGLE ACTION TYPE



SINGLE ACTION TYPE
0.3mm nozzle
7cc cup

An airbrush with dial for easy spray adjustment by one thumb. This airbrush has a 1/8 (S) mouth with joint for PS (fine).


PS267 Mr.PROCON BOY FWA DOUBLE ACTION TYPE



DOUBLE ACTION TYPE
0.2mm nozzle
10cc cup

An ultrahigh-precision airbrush featuring a 0.2 mm nozzle diameter. This airbrush delivers great performance for ink-spot dazzle and fine-gradation painting. This is the first small-diameter model with 10-cc cup. This airbrush has a 1/8 (S) mouth with joint for PS (fine).


PS270 Mr.PROCON BOY FWA PLATINUM 0.2 DOUBLE ACTION TYPE



DOUBLE ACTION TYPE
0.2mm nozzle
10cc cup

* Air adjustment system
The spray can be easily adjusted for metallic colors, quick drying paint, and other paint characteristics by simply controlling only airflow - no pressure adjustment is needed.
* Semi-easy soft button
Push down the button to adjust the fineness of the needle without paint squirting out when pulling the button. This enables smooth spraying whenever you pull the button.


PS289 Mr.PROCON BOY WA PLATINUM 0.3 Ver.2 DOUBLE ACTION TYPE



DOUBLE ACTION TYPE
0.3mm nozzle
10cc cup

While this needless to say includes the much talked about air adjustment system, we have installed for the first time a semi-easy soft button feature for smooth spraying.
* Air improvement mechanism
It regulates air flow so that stable operation is enabled even at a low air pressure.


PS770 Mr.AIR BRUSH CUSTOM 0.18 DOUBLE ACTION



DOUBLE ACTION TYPE
0.18mm nozzle
10cc cup

PS229 Mr.STAND & TRAY SET I

● TRAY SIZE:
165mm×93mm



PS230 Mr.STAND & TRAY SET II

● TRAY SIZE:
196mm×136mm



PS282 DRAIN & DUST CATCHER

Even When using a regulator, water droplets can still collect on the inside of hoses during the humid rainy season. Connect this to your airbrush as an additional second defense against water droplets.



PS288 DRAIN & DUST CATCHER II

Attached this combination hand-grip and airfilter to your airbrush gets you better results by enabling you to regulate air flow by hand.

